

## **ANECHOIC CHAMBER**



The anechoic chamber is designed for testing and high-precision measurements of electronic equipment, antenna technology and testing of technical means for electromagnetic compatibility.

## Anechoic chamber

The **anechoic chamber** is designed for testing the receiving paths of devices, building a directional pattern of antennas and other purposes. The camera is designed to operate in the ranges from 400 MHz and above.



### Features of the Sputnik Anechoic Camera

The camera manufactured by SPUTNIX has a modular design that allows you to flexibly adapt the dimensions of the future camera to each customer. Thanks to the on-site assembly, all camera components can be carried through standard building doorways.

The frame is made of a structural aluminum profile. The screen, made of 2mm thick aluminum sheet, is attached to the camera frame every 100mm. A copper wire mesh is laid at the joints, and a conductive seal is installed on the doorway. Hermetically sealed connection is provided by manual locks located around the perimeter of the door. This combination of technologies guarantees the efficiency and durability of the camera shielding.

The modularity of the design, bolted assembly and the absence of glue allows you to disassemble and assemble the camera an unlimited number of times. The outer skin is made of aluminum composite panels. This material combines a presentable appearance and reliable protection of the internal materials of the camera from external influences.

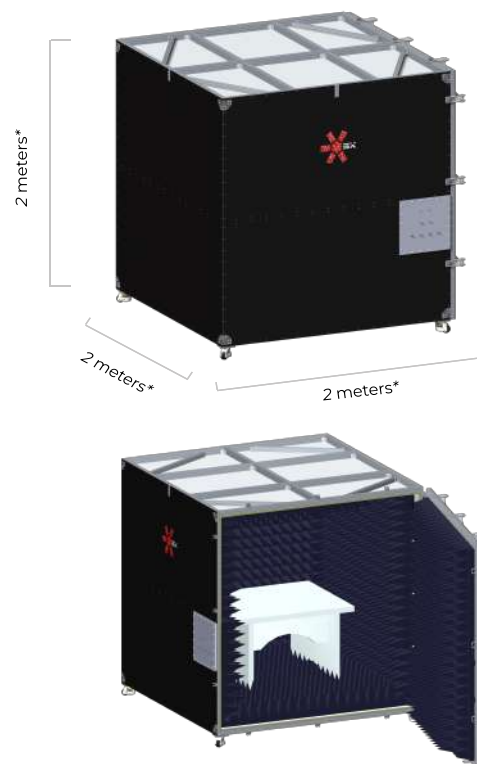
Deuterium P R350 with a pyramid height of 350mm is used as an RPM. As an auxiliary material, for the design of corners, a flat RPM "Deuterium P PL50", 50 mm thick, is used.

The RPM is mounted on plastic panels, which are attached to the inner surfaces of the camera using Velcro type tapes. The RPM panels on the floor are removable, which provides free passage to the test table. This scheme allows you to change the configuration of the RPM inside the camera, depending on the task, without serious expenditure of resources.

Wheels with a brake and a platform mounted on the outer frame of the camera allow you to easily move the camera within the room and fix it in a new place.

### Technical specifications

Working volume, not less than	2x2x2 meters
Anechoic volume	0,7x0,7x0,7 meters
The dimensions of the doorway, at least	1,9x1,9 meters
Anechoic chamber, at least	20 dB (in the range of 400-440 MHz)
The shielding of the camera, at least	40 dB (in the range of 400-440 MHz)
Height of the pyramidal RPM	350 mm
Coaxial inputs	on request
Mobility	Yes
Radio transparent test table	Yes

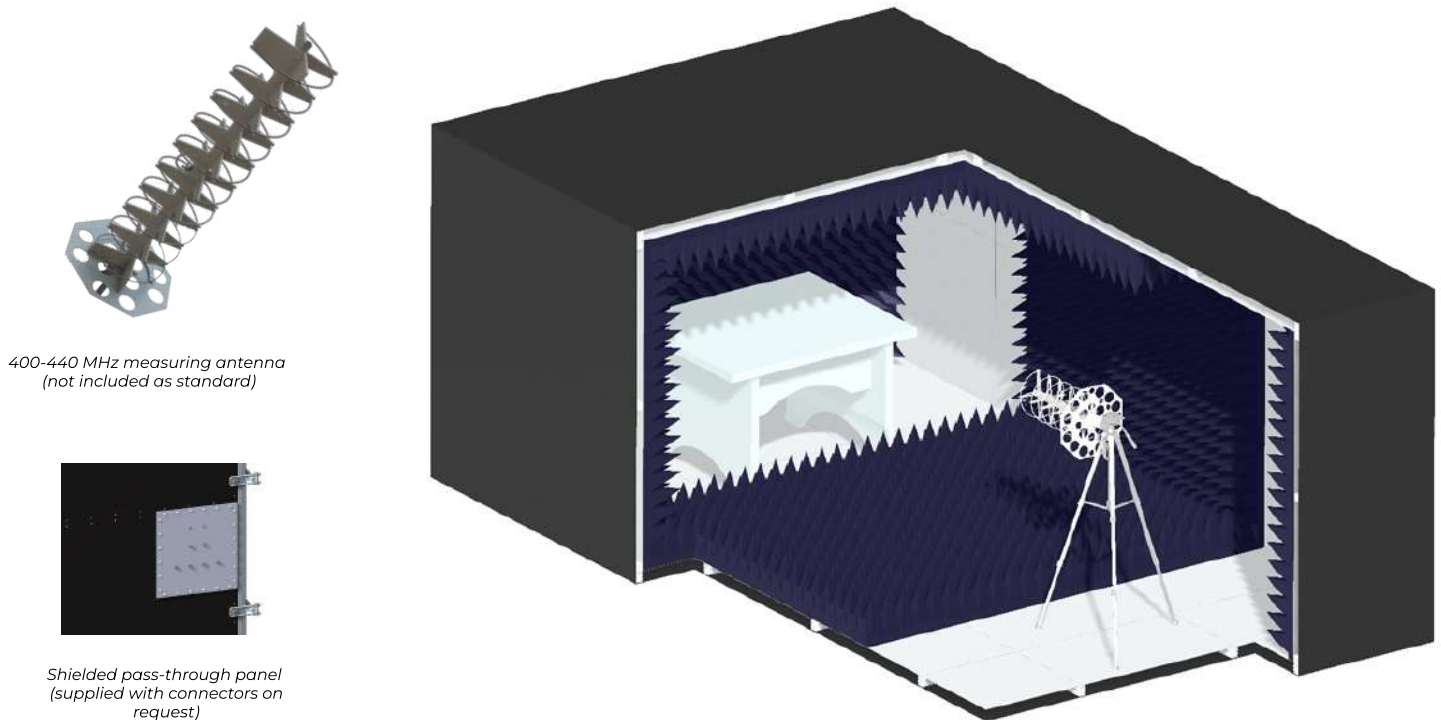


\*The dimensions and accessories of the camera can be changed individually.

## Complete set of anechoic chamber

Standard equipment includes:

- Mobility and the ability to move an already assembled camera on wheels around the room
- A fully shielded camera of individual size
- Radio-absorbing material (RPM) of the pyramidal type covering all internal surfaces of the camera
- A walk-through panel for communications
- Radio-transparent test table



## Configuration options

\*The dimensions and accessories of the camera can be changed individually.


Possible changes and configuration options:

- Camera dimensions on request
- Selection of RPMs with different characteristics
- Shielded honeycomb insert for ventilation
- Shielded AC/DC 0-400 Hz Power Supply Filter
- Shielded filter of signal lines, including USB3.0 and Ethernet
- Installation of an internal video surveillance camera
- Individual configuration of pass-through panel connectors for various communications
- Rotary test table with remote control
- Measuring spiral antenna operating in the range of 400-440 MHz
- Tripod for measuring antenna
- Elaboration of the composition and supply of an automated workplace (AWP) and control and measuring equipment



SPUTNIX (part of the SITRONICS Group) is a Russian private manufacturer of high-tech satellite components and platforms for small spacecraft (MCA), ground-based equipment for testing and testing ICA, ground-based satellite stations, as well as equipment for aerospace education.



 Skolkovo Technopark, Moscow, 121205, Russia,  
Bolshoy Boulevard 42 p. 1,  
office 3.305

 +7 (499) 322-43-15

 [contact@sputnix.ru](mailto:contact@sputnix.ru)

 [www.sputnix.ru](http://www.sputnix.ru)

 <https://t.me/sputnixru>